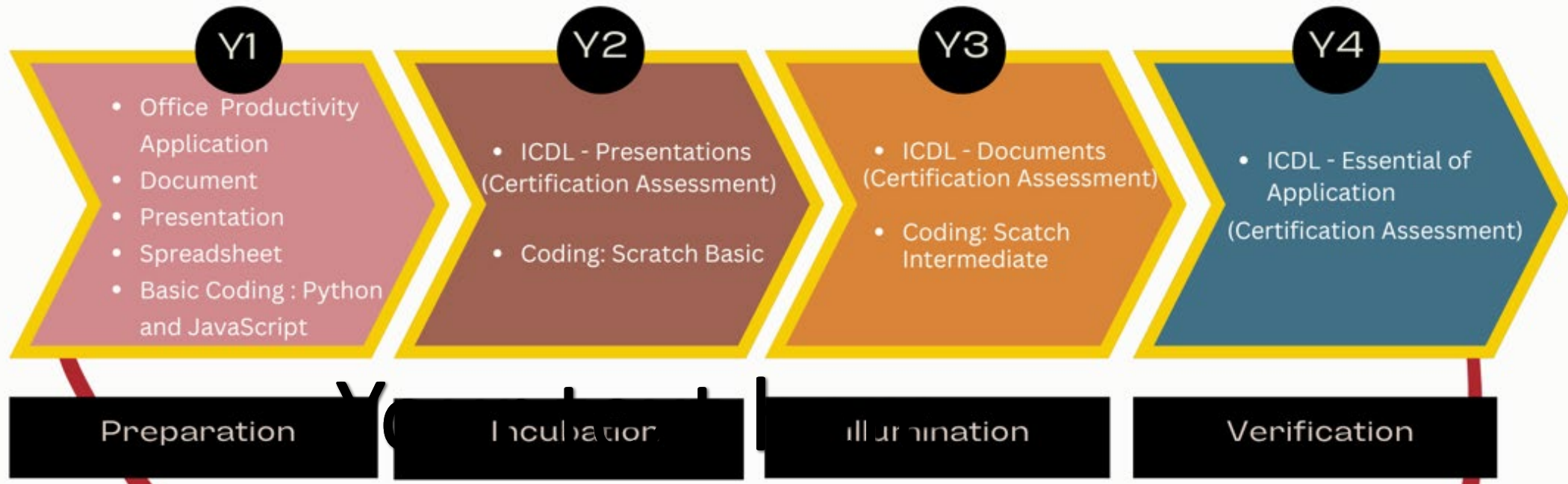


Learning with a Personal Learning Device (PLD) Assumption Pathway School

Note: The information contained in this deck of slides is customised according to our school's context and the device selected.



ICT CURRICULUM FOR 2025



Additions:

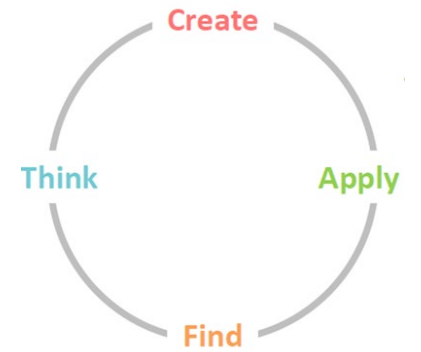
- Year 1 ICT curriculum will be aligned with the ICDL modules covered in Year 2 to 4.
- Year 1 assessment will base on **assignment-based** assessment.


- The Year 4 ICT curriculum will focus on the ICDL module: Essentials of Application.
- This module will serve as the assessment and certification for students, summarizing the four-year ICT curriculum.

How will your child/ward use the PLD?

At APS, your child will be using PLD to

- Learn basic digital literacy skills
 - Research for information online using keywords
 - Pick out relevant information, organise and share it
- Develop skills in Microsoft office and acquire ICDL certification
- Access quality digital learning resources (SLS)
- Learn basic coding
- Have meaningful and engaging learning experiences with the use of technology and online tools





A School of the Montfort Brothers of St. Gabriel

Device and Funding Information



Every Student a CARER Achieving Personal Success

APS PLD



Intel i5-1235U Processor

8GB RAM

512GB SSD Storage

14" Screen Size

APS will be using the **Acer TravelMate TMP414RN-54 Convertible (Enhanced)** for teaching and learning.

Total cost of the bundle includes a pair of 3.5mm in-ear headphones, 3-year warranty and 3-year insurance with GST: **\$1,717.70.**





Intel i5-1235U Processor

8GB RAM

512GB SSD Storage

14" Screen Size

The school chose the device because of:

- Portability
- Durability
- T&L Affordances



PLD Bundle

Enhanced Device Bundle includes

Acer TravelMate TMP414RN-54 Convertible (Enhanced)

- Fortnight service by Contractor
- 3-year warranty and 3-year insurance
- 2 repairs or 1 replacement claim

*The price of the PLD Bundle may appear to be higher than similar models on the retail market as the price of those devices usually does not include extended warranty and insurance coverage.



Insurance Coverage

The package includes a **3-year warranty**, and **3-year insurance*** which includes:

Insurance Coverage	Claimable
<ul style="list-style-type: none"> • Fire • Lightning • Power Surges • Accidental e.g water spillage, drop etc • Theft due to forcible entry • Robbery <p>* Accidental loss will not be covered by insurance.</p>	<p>*2 repairs or 1 replacement (3-year insurance)</p>



Funding Support for Singapore Citizen (SC) Students

- For SC students who are on MOE Financial Assistance Scheme or whose family's monthly income meets the following criteria:

Gross Household Income (GHI) \leq \$3,000, or

Per Capita Income (PCI) \leq \$750

the school will subsidise 50% of device bundle cost or \$350, whichever is lower.

- The remaining amount will be payable from the students' Edusave account. If there is insufficient balance in the students' Edusave account for the remaining amount, school will provide additional subsidy so that the cash out-of-pocket (OOP) is \$0.



Funding Scenario: Student A (SC)



Intel i5-1235U Processor
8GB RAM
512GB SSD Storage
14" Screen Size

Student A (SC on MOE FAS) GHI ≤ \$3,000 or PCI ≤ \$750	
Device Bundle Cost	\$1,717.70
Student Subsidy	\$350
Available Edusave Balance <i>(After setting aside for 2nd-tier misc fees)</i>	\$1,367.70 will be deducted
Cash Out-of-pocket	\$0.00

For more details on financial assistance, please approach the school.
Each student would receive a personalised bill subsequently.

Funding Support for Singapore Citizen (SC) Students

- For SC students whose family's monthly income is:
 $\$3,000 < \text{Gross Household Income (GHI)} \leq \$4,400$, or
 $\$750 < \text{Per Capita Income (PCI)} \leq \$1,100$
the school will subsidise 30% of device bundle cost or \$200,
whichever is lower.
- The remaining amount will be payable from the students' Edusave account. If there is insufficient balance in the students' Edusave account for the remaining amount, school will provide additional subsidy so that the cash out-of-pocket (OOP) is not more than \$50.



Funding Scenario: Student B (SC)



Intel i5-1235U Processor
8GB RAM
512GB SSD Storage
14" Screen Size

Student B (Non MOE-FAS SC from lower income family)

$\$3,000 < \text{GHI} \leq \$4,400$ or $\$750 < \text{PCI} \leq \$1,100$

Device Bundle Cost	\$1,717.70
Student Subsidy	\$200
Available Edusave Balance <i>(After setting aside for 2nd-tier misc fees)</i>	\$1,517.70 will be deducted
Cash Out-of-pocket	\$0.00

For more details on financial assistance, please approach the school.
Each student would receive a personalised bill subsequently.

Funding Support for Singapore Citizen (SC) Students

- SC students whose family's monthly Gross Household Income (GHI) > \$4,400 or monthly Per Capita Income (PCI) > \$1,100, no subsidy will be provided. Parents/Guardians can use their child's/ward's Edusave or cash to defray the device bundle cost.



Funding Scenario: Student C (SC)



Intel i5-1235U Processor
8GB RAM
512GB SSD Storage
14" Screen Size

Student C (Not Eligible for Subsidy) GHI > \$4,400 or PCI > \$1,100

Device Bundle Cost	\$1,717.70
Available Edusave Balance <i>(After setting aside for 2nd-tier misc fees)</i>	\$1,717.70 will be deducted
Cash Out-of-pocket	\$0.00

For more details on financial assistance, please approach the school.
Each student would receive a personalised bill subsequently.

DEVICE FUNDING AND INFORMATION

Funding Scenario: Students who are Permanent Resident (PR) or International Student (IS)




Intel i5-1235U Processor
8GB RAM
512GB SSD Storage
14" Screen Size

Student D	
GHI ≤ \$3,000 or PCI ≤ \$750	
Device Bundle Cost	\$1,717.70

PR/IS students who require financial assistance are to contact the school office directly.

- Email: aps@schools.gov.sg
- Phone: 62793000



A School of the Montfort Brothers of St. Gabriel

Supporting Students in the Safe and Effective Use of the Devices in **Assumption Pathway School**



Every Student a CARER Achieving Personal Success

Supporting Students in the Safe and Effective Use of the Devices

The school has measures in place to enable a safer digital environment for learning with the use of PLDs, e.g.

- School rules on digital device use
- Classroom management and routines
- Cyber Wellness Education in CCE
- Partnering parents/guardians to support students in their use of technology for learning
- Device Management Application (DMA) to support a safer digital environment for learning



School Rules on Digital Device Use

- Mobile phones are only allowed in green zones (canteen and foyer) during recess and lunch time.
- During lessons, all mobile phones are to be switched to silent mode (or off) and placed inside the school bag.
- Unless the teacher gives permission to use the phone for learning purposes, mobile phones are to be kept in the school bag at all times.
- Any student found using the mobile phone in class without permission will have the mobile phone confiscated and handed to the General Office.
- The mobile phone will be held at the General Office until 4.00 p.m. on the same day. Student can only collect back their mobile phone after 4.00 p.m. or the next day.



Classroom Management and Routines

- Student is expected to bring his/her Personal Learning Device (PLD) daily for school, together with the charging cable and adapter.
- The PLD must be fully-charged daily and ready for use during lessons.
- Every student is solely responsible for his/her PLD.
- If the student forgets to bring his/her PLD for lessons, consequences will be meted out.
 - 1st offence – reminder slip.
 - 2nd offence – reminder slip and warning.
 - 3rd offence and henceforth – reminder slip, warning and confiscation of mobile phone until 4.00 p.m.





A School of the Most Holy Brothers of St. Gabriel

APS ICT Department
Personal Learning Device (PLD) Reminder Slip (1st)

I, parent/guardian of _____ of Class: _____ noted that
Student's Name

my child/ward did not bring his/her PLD on _____ for lesson and will remind him/her to bring
Date

the PLD for lesson in future.

Parent's/Guardian's Name *Parent's/Guardian's Signature* *Date*

APS ICT Department
Personal Learning Device (PLD) Reminder Slip (2nd)

I, parent/guardian of _____ of Class: _____ noted that
Student's Name

my child/ward did not bring his/her PLD on _____ for lesson and will remind him/her to bring
Date

the PLD for lesson in future. If he/she did not bring the PLD again, his/her mobile device will be held by the
 General Office and can only be collected from 4.00 p.m. on the same day.

Parent's/Guardian's Name *Parent's/Guardian's Signature* *Date*

APS ICT Department
Personal Learning Device (PLD) Reminder Slip (____)

I, parent/guardian of _____ of Class: _____ noted that
Student's Name

my child/ward did not bring his/her PLD on _____ for lesson and will remind him/her to bring
Date

the PLD for lesson in future. As this is _____ time that he/she has not brought the PLD for lesson, his/her
 mobile device was held by the General Office and could only be collected from 4.00 p.m. on the same day.

Parent's/Guardian's Name *Parent's/Guardian's Signature* *Date*

Cyber Wellness Education in APS

Educating students on Cyber Wellness

MOE has made significant changes to promote Cyber Wellness. In APS, Cyber Wellness is taught through our Montfort Development Programme (MDP) and during ICT lessons.

The broad topics covered in Cyber Wellness are:

- Cyber Use
- Cyber Identity
- Cyber Relationships
- Cyber Citizenship
- Cyber Ethics



Cyber Wellness Education in APS

Educating students on Cyber Wellness

MOE has made significant changes to promote Cyber Wellness. In APS, Cyber Wellness is taught through our Montfort Development Programme (MDP) and during ICT lessons.

- Cyber Wellness Lessons within the MDP curriculum
- Termly Cyber Wellness Assembly Talk
- Cyber Wellness Workshops
- Promoting a Peer Support Culture

In addition, through various programmes in school, students will continue to learn to be **respectful, safe, and responsible users of technology.**



Cyber Wellness Education in APS

Cyber Wellness@APS : <https://sites.google.com/moe.edu.sg/cyberwellnessaps/home>



The screenshot shows a web browser displaying the home page of the Cyber Wellness@APS website. The browser's address bar shows the URL sites.google.com/moe.edu.sg/cyberwellnessaps/home. The page features a dark sidebar on the left with a navigation menu. The main content area is a colorful illustration with a central circular logo for 'Cyber Wellness Ambassador' containing the APS logo and a computer keyboard icon. To the left of the logo is a green cartoon monster, and to the right is a superhero boy flying. The background is a vibrant, abstract design with orange, blue, and green elements.

Cyber Wellness @ APS

- Home
- Student Guide
- Cyber Smart Games
- Safe 2 Share @ APS
- InfoBytes
- Parents' Guide
- Cyber Wellness Assembly Programme
- Cyber Wellness Word Search
- Other Agency



Parents'/Guardians' Role

- We would like to partner parents/guardians so that that students are well supported in their use of technology for learning.
- As parents/guardians, you can help in the following ways:
 - Model good digital habits for your child/ward e.g. parents/guardians not using devices during family meals.
 - Know your child/ward well, and have conversations with your child/ward about safe and responsible use of technology.
 - Discuss and come up with ground rules for internet/device usage that both your child/ward and you can agree with.
 - Encourage your child/ward to use productivity tools using his/her PLD, to organise information and simplify tasks for efficiency.



Role of the DMA in Providing a Safer Digital Environment for Learning



Device Management Application (DMA) Installation

- Your child's/ward's PLD will be installed with a Device Management Application (DMA) to provide a safer digital environment for learning.
- Installation of the DMA will be performed after the collection of the device. Students will be guided on the installation.
- This applies to both devices purchased through the school and student-owned devices.
- The DMA will be funded by MOE and will be uninstalled from the device when your child/ward graduates/leaves the school.



In-School DMA Settings (Default)

APS will determine DMA settings for **in-school use**. As a default, these settings will continue to be in place after school as well:

- MOE and the school will set the level of web content filtering, including filtering out objectionable content or content that may not be conducive to teaching and learning (e.g. social media, pornography, gambling, or websites containing extremist content)
- Students will be able to use the device from **7.00 a.m. to 11.00 p.m.** daily. This is to ensure they have sufficient rest for the following day.
- The school will determine the apps and programs to be installed to support teaching and learning



Providing Parents/Guardians with Greater Choice for After-School PLD Use

Default	Option A	Option B
<p>In-school DMA settings will continue after school hours</p> <p>For parents/guardians who want their child's/ward's use of the device to be restricted only to teaching and learning, and prefer to leave it to the school to decide on DMA settings after school hours.</p>	<p>NOT RECOMMENDED</p>	

- Having default school settings continue after school hours is the best option for parents/guardians who prefer not to, or do not feel ready to manage their child's/ward's device use on their own.
- Parents/guardians can request to change their choice of DMA settings at any time.

Providing Parents/Guardians with Greater Choice for After-School PLD Use

	Default	Option A	Option B
Protecting students from objectionable content	MOE/school sets level of web content filtering	NOT RECOMMENDED	
Reduce distractions from learning through control of applications	Parents/Guardians and students are unable to install additional applications		
Limit screen time	School sets hours during which students are able to use the device online		

What's Next?



For Singapore Citizens (SC) Students

Time Frame	Activity
Monday, 6 Jan	Parents to receive letter for procurement of PLD via Parents' Gateway (PG)
Completed in T1W3	Submit Parental Consent for the Purchase of Personal Learning Device (PLD) and their consent via hardcopy, which includes the following: <ul style="list-style-type: none"> • Intent to Purchase Personal Learning Device (PLD) with mode of Collection; and • Application for Withdrawal of Funds from Edusave Account.
Thursday, 20 Feb	Collection of device by students



For Permanent Residents / International Students

Time Frame	Activity
Monday, 6 Jan	Parents to receive letter for procurement of PLD via PG
Completed in T1W3	Submit Parental Consent for the Purchase of Personal Learning Device (PLD) which includes the following: <ul style="list-style-type: none"> • Intent to Purchase Personal Learning Device (PLD) with mode of Collection; and • Declaration of Undertaking.
Thursday, 20 Feb	Collection of devices by students
After 20 Feb	Invoice will be issued. Parent/Guardian to make payment via Cash/Cheque/etc. <i>Please inform the school by 24 Jan if you require to pay by instalments.</i>

Collection of Devices

Your child/ward will be collecting his/her device in school on

Thursday, 20 Feb 2025.

If you would like to verify the condition of the device during collection with your child/ward:

- You may arrange to collect the device **at the vendor's service/collection centre*** or appoint an adult proxy to do so.
- Your child/ward would need to bring the device to school and arrange for the school's IT department to install the DMA.


Please approach the school for further advice or clarification if you would like to make this arrangement.

* Parents/Guardians (or adult proxy) will **not** be able to collect the PLD from the school.



Important Contacts / Helplines

To access / find out more about...	Contact / Helpline
This deck of slides	https://www.aps.edu.sg/
Edusave balance	6260 0777
Financial assistance	6279 3000



A School of the Montfort Brothers of St. Gabriel

Thank You



Every Student a CARER Achieving Personal Success